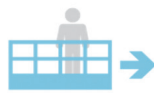


SPECIFICATION

CTE ZED 20.3 HV



20 m*



8,8 / 6,5 m*



300 kg



18 m



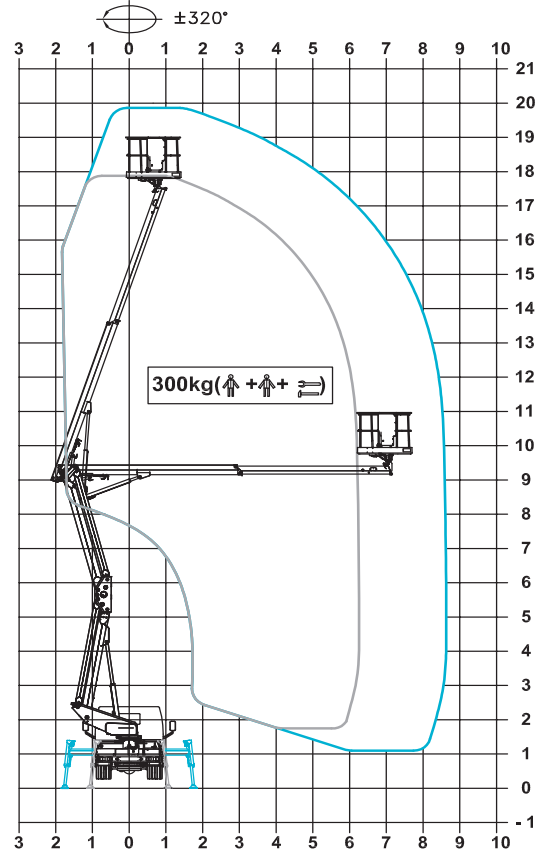
1400x700x1100 mm

GVW min

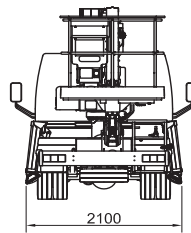
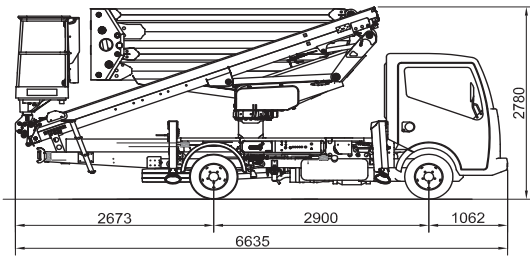
3,5 t

* outreach and height max values and repeatability can change within $\pm 3\%$ due to manufacturing variation and working condition.

WORKING ENVELOPE



DIMENSIONS



WORKING ENVELOPE

